


TP6

CUTTING AND BENDING MACHINE FOR AXIAL COMPONENTS



20.OL01 STANDARD LEAD Ø: 0,4 -1,2

20.OL04 REINFORCED LEAD Ø: 0,6 – 1,4

20.OL06 REDUCED LEAD Ø: 0,4 – 0,8



20.OL07/9/10 REDUCED AND FIX PITCH LEAD Ø: 0,4 – 0,6

20.OL0130 STRAIGHT CUT



The model TP6 is designed for cutting and bending taped axial components with lead diameter from 0,4 to 1,4mm (.015 to .055"). The high quality and reliability of this machine ensure the best operation for a very long time. No maintenance is required.




PRODUCTION/HOUR
TAPED: 50000
LOOSE: 5000

TP6/D

CUTTING AND BENDING MACHINE FOR
AXIAL COMPONENTS WITH DELRIN
TOOTHED DISCS NOT TO MARK LEADS

20.OL11 STANDARD

20.OL12 REINFORCED



Minimum cutting length "B" = 4,6mm and maximum lead "d" = 0,8mm

TP6/97



CUTTING AND BENDING MACHINE
FOR AXIAL COMPONENTS
WITH QUICK SET UP



20.OL01 /97 STANDARD

20.OL04 /97 REINFORCED

20.OL06 /97 REDUCED



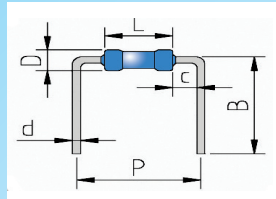
This system automatically adjusts the bending wheels, reducing the set-up time and making it easier.

This system is available with the some versions of the TP6 machine.
Warning= the maximum pitch possible with the /97 system is 40 mm and the maximum "B" is 10 mm

STANDARD VERSIONS OF TP6, TP6/D AND TP6/97 MACHINES

20.OL01 - 20.OL11 - 20.OL01/97

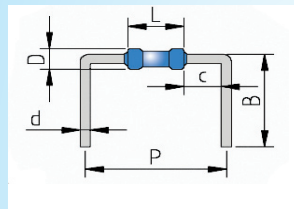
TP6/1 STANDARD VERSION



	MM		IN	
	min	max	min	max
P	6,5	60	.255	2.362
B	4	13	.157	.511
c	1,2		.047	
L		50		1.968
d	0,4	1,2	.015	.047
D	0,4	16	.015	.629

20.OL04 - 20.OL12 - 20.OL04/97

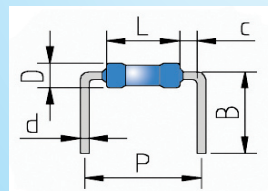
TP6/4 EXTRA REINFORCED BENDING



	MM		IN	
	min	max	min	max
P	10,16	60	.4	2.362
B	5	13	.196	.511
c	2,4		.094	
L		50		1.968
d	0,6	1,4	.023	.055
D	0,6	16	.023	.629

20.OL06 - 20.OL06/97

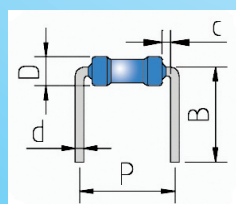
TP6/6 REDUCED BENDING – ADJUSTABLE PITCH



	MM		IN	
	min	max	min	max
P	5,08	60	.2	2.362
B	4	13	.157	.511
c	0,8		.031	
L		50		1.968
d	0,4	0,8	.015	.031
D	0,4	10	.015	.039

20.OL07 - 20.OL09 - 20.OL10


TP6/7 – TP6/9 – TP6/10 REDUCED BENDING FIX PITCH



	MM		IN	
	min	max	min	max
B	4	10	.157	.393
c	0,5		.019	
d	0,4	0,6	.015	.023
D	0,4	4	.015	.157

code 20.OL07	P	5,08	.2
code 20.OL09	P	7,62	.3
code 20.OL10	P	10,16	.4

TP6 OPTIONAL ACCESSORIES




BR6 - 400200 REEL HOLDER



MOT98 - 7915030 - 220 V. -MOTOR DRIVE UNIT
MOT98 - 7915031 - 110 V - MOTOR DRIVE UNIT.



TNS - 21.0011 WASTE TAPE EJECTOR



CS10 - 51.0100 FEEDER FOR LOOSE COMPONENTS



200240 BODY GUIDE

MAX LEGHT COMPONENT BODY = 45 MM
